



MySpot
For Blackberry

Installation Guide

Version 1

Getting the MySpot Software

The MySpot software will either be e-mailed to you or a download link will be provided.

You should ask for a download link if your phone has access to the internet. **This is the easiest way to install as you can type in the URL and download the software directly on the phone.** The directly downloadable MySpot program will have a file extension of .jad. Please note that this program can only be installed from the internet. **Do not attempt to save it on your PC and then copy across to your phone.**

If you do not have internet access then use the e-mail option. Download the required MySpot files on your PC and install on phone using the BlackBerry desktop manager **There will be eight files with the following extension .alx and .cod**

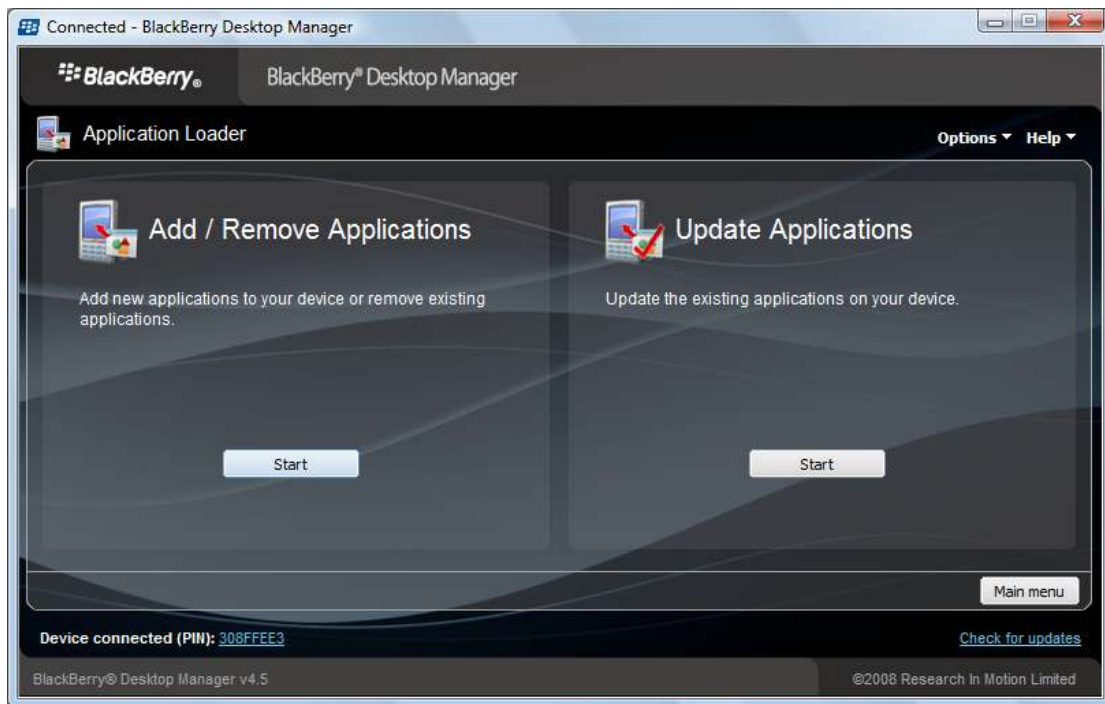
Installing using the BlackBerry desktop Manager

- a) Connect the phone to your computer using the USB cable.
- b) Start the BlackBerry desktop manager (assuming you have already installed the program – also available from the blackberry website)
- c) Follow the screen shots as shown

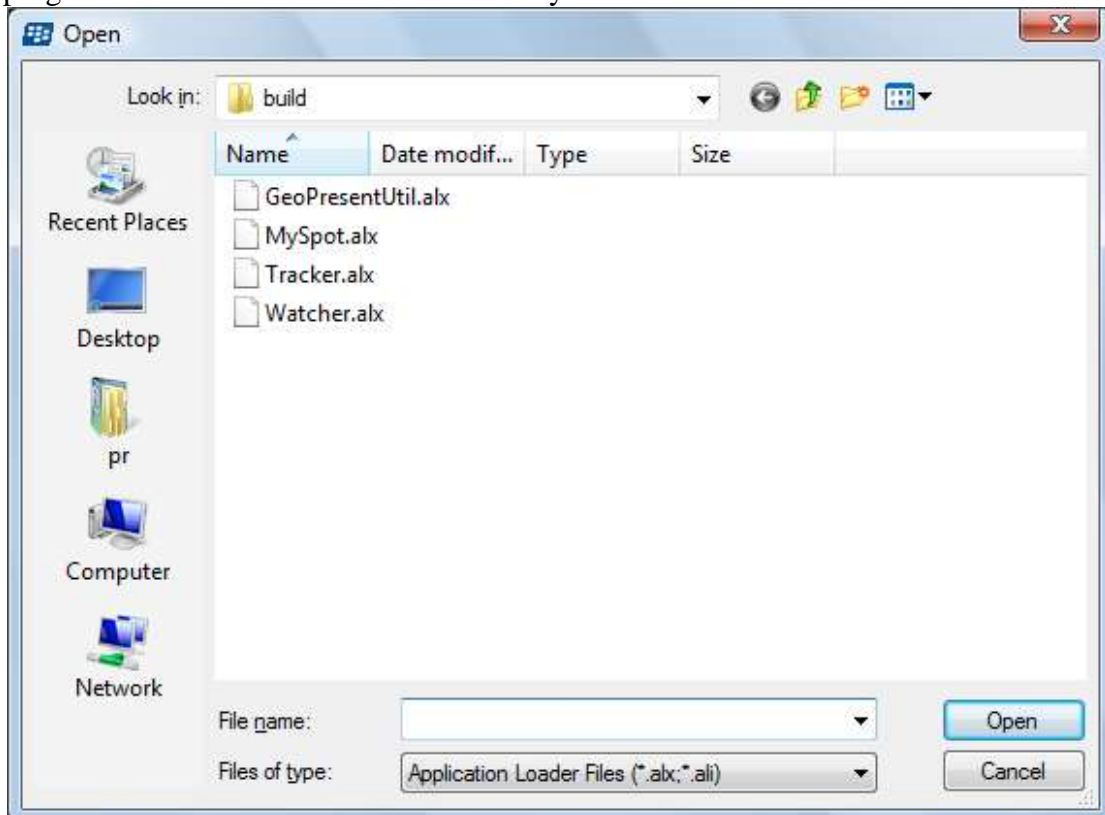
Click on Application Loader



Click on Add / Remove Applications

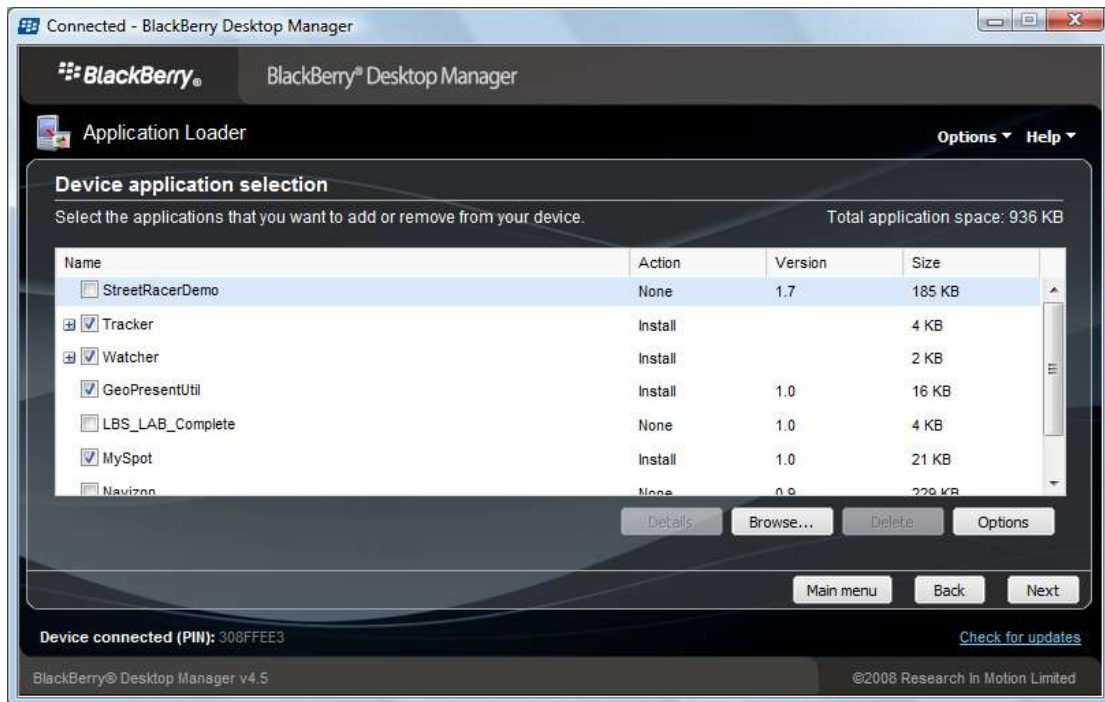


Click on the browse button and go to the folder where you have unzipped the MySpot program files. The folder will automatically filter the .alx files as shown

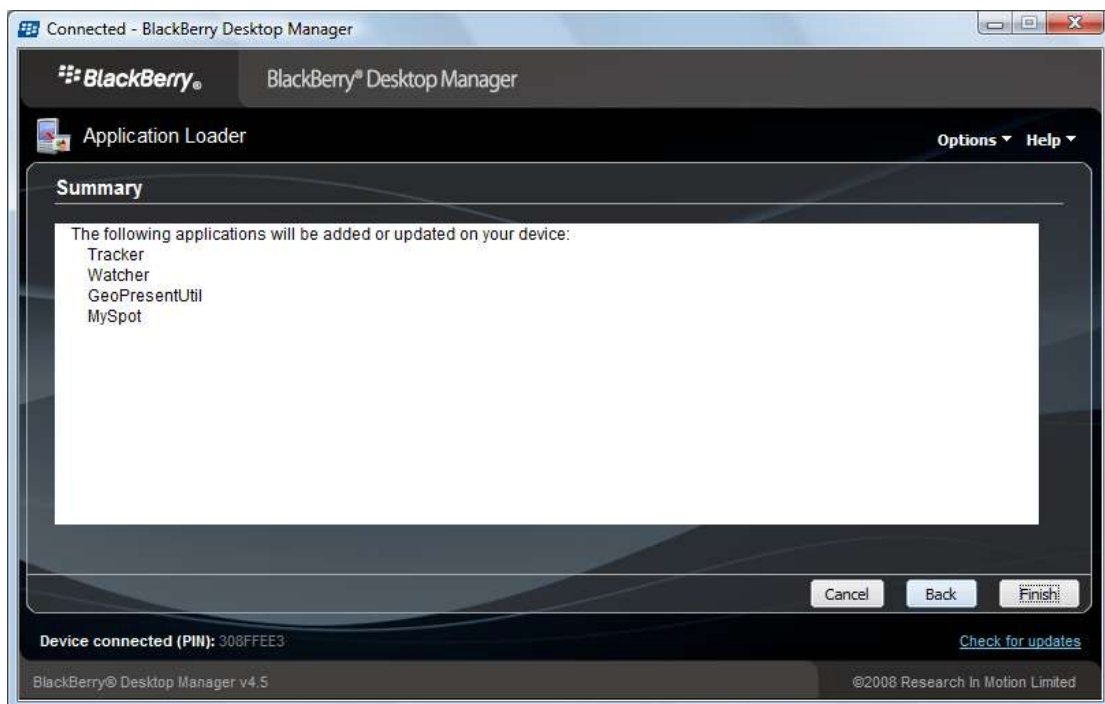


Select all the four program files and click on OPEN

Select the files as shown and check if the word “install” appears in the action column

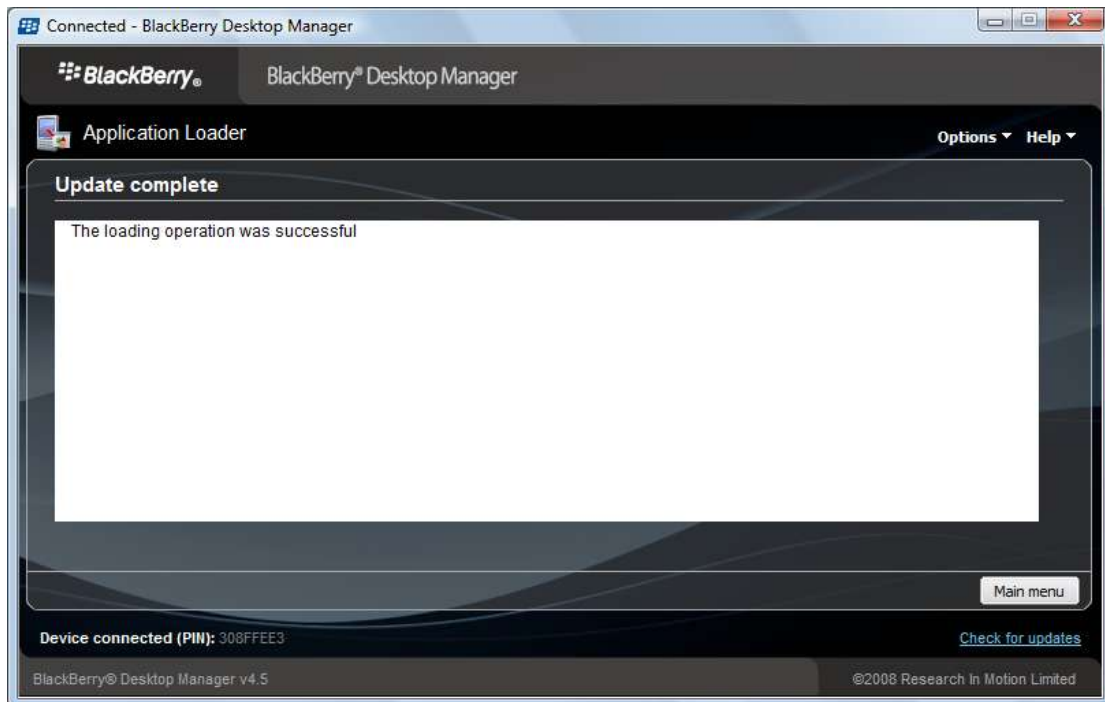


That done click on NEXT.



Now click on Finish.

The installation will take some time to finish.



On the phone find the MySpot application identified by the following icon



Start the MySpot Application.

Before you can use the MySpot application you must have an unlimited blackberry e-mail account. MySpot uses e-mail to send data.

When you start of MySpot for the first time you need to do the following:

- a) Give GPS permissions to the MySpot program – a dialog box will pop up a couple of time asking you to do that.
- b) Get a GPS position.

For those of you, new to GPS technology a quick primer is here

- a) GPS is a satellite based technology that uses 3 or more satellites to triangulate a position.

- b) GPS signals are very weak and can only be obtained near windows with clear view of the sky or outdoors. Sometimes getting a GPS position may take up-to 10 minutes.

MySpot program on your Blackberry can do the following

- a) Send your current location
- b) Send last stored position
- c) Send a SOS and a position
- d) Send a SOS upon expiration of a timer.

All this data goes to your MySpot website where you can login and set triggers on information received from one or more MySpot phone. Further information can be found in the User Guide.